



Passenger Handled | Over **110,000+** per day  
**40M+** per annum

PRM Handled Passenger with Reduced Mobility | **2,000+** per day  
**746,000+** per annum

Aircraft Movement | Over **600+** per day  
**225,000+** per annum  
Delivering Excellent Services to | **36** Airlines

Pharma Handled | **326+** Tonnes per day


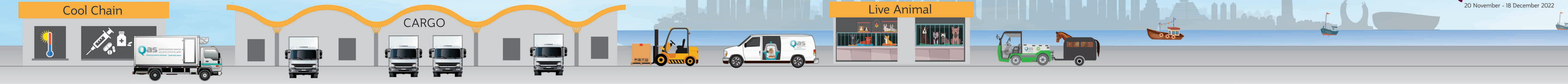
Flowers Handled | **97+** Tonnes per day

Meat Handled | **143+** Tonnes per day

Live Animals Handled | **42+** Tonnes per day

Hatching eggs Handled | **15+** Tonnes per day

Seafood Handled | **313+** Tonnes per day



Bus and Crew trips | **2,900+** per day  
**100%** Safe Turnaround

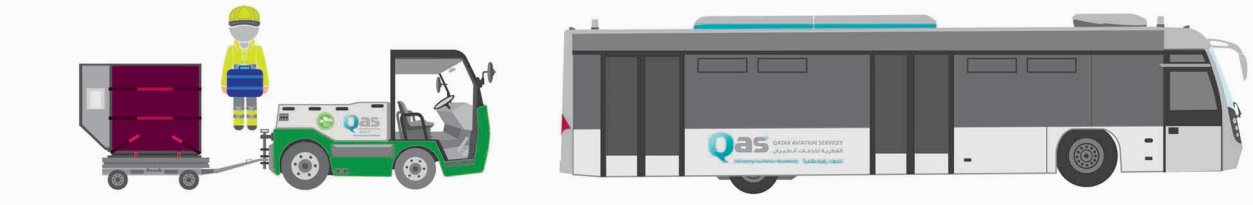
Over **95,000+** Cabin Seats cleaned per day

On-Time Performance | **99.42%**

Cargo Handled | **6,000+** Tonnes per day  
**2.2M+** Tonnes per annum



Centralized Load Control - New Delhi | Baggage Handled | **156,000+** per day  
**56M+** per annum



Motorised **2,900+**  
Non-Motorised **5,900+**

Mishandled Baggage | Only **0.59** Files/1000 Customers (FY 2022-2023)

Wash Bay | Over **2000+** Vehicles/Equipment Washed/Deep cleaned per week

Workshop | **500+** Units (PM cycles) Equipment turnover per week

Stores | Over **14,000+** Spare parts issuance per week

Staff Strength | **9,000+** from **51** Nations  
Speaking Over **30+** Languages

**10,900+** Tonnes of carbon emission savings per year due to induction of electric fleet

Number of Ground Service Equipment

Number of Loadsheets | **500+** per day  
**181,000+** per annum



\*Figures as of April 2022 to March 2023